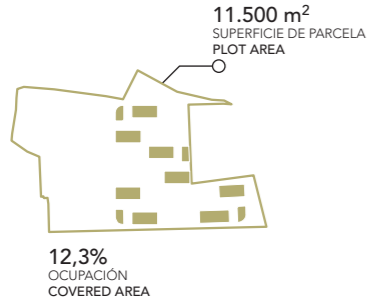


DENSIDAD DE VIVIENDAS DWELLINGS DENSITY

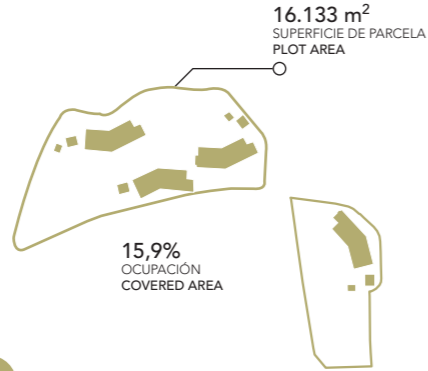
Ordenados por densidad de viviendas, de menor a mayor, de izquierda a derecha y de arriba a abajo por página.
Arranged by dwellings density, from lowest to highest, left to right and top to bottom on each page.
1:5.000



23
△/ha

01 Riches Hawley Mikhail Architects

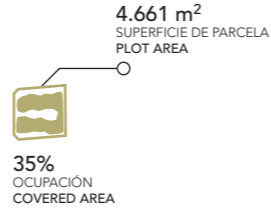
Elmswell. United Kingdom, 2005-200872-75



30
△/ha

03 AOC

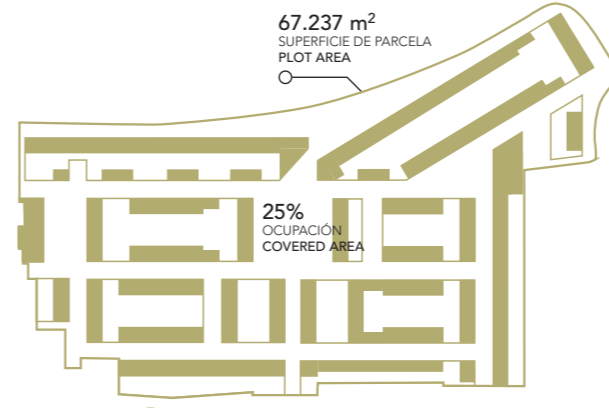
Llantwit Major. United Kingdom, 200484-89



43
△/ha

11 Selgascano

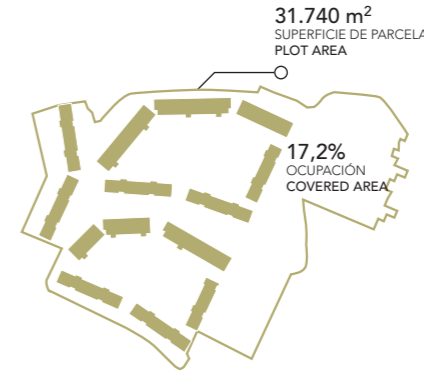
Madrid. Spain, 2007152-167



57
△/ha

05 FÜNDC

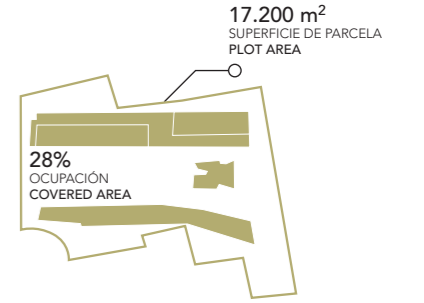
Eindhoven. The Netherlands, 2004100-107



57
△/ha

06 Riches Hawley Mikhail Architects

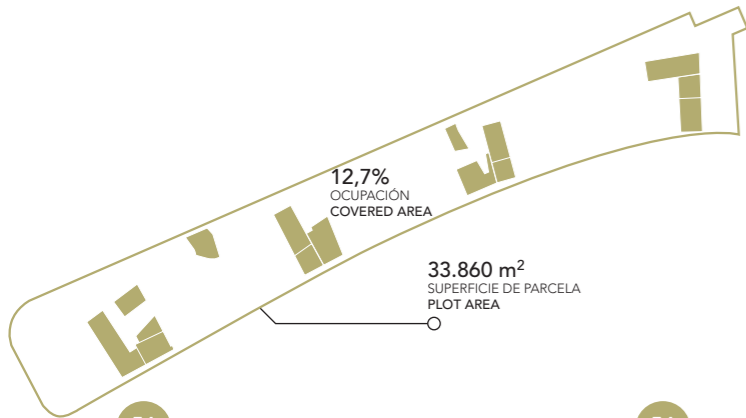
Houghton Regis. United Kingdom, 2006108-115



57
△/ha

04 MBM Arquitectes/MAB Arquitectura

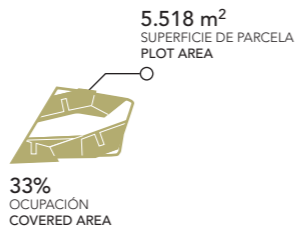
Parma. Italy, 200690-99



54
△/ha

02 MAB Arquitectura

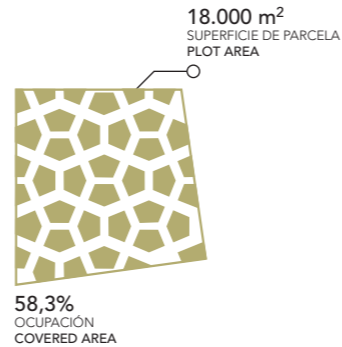
Milan. Italy, 2005-200876-83



54
△/ha

09 Cino Zucchi Architetti

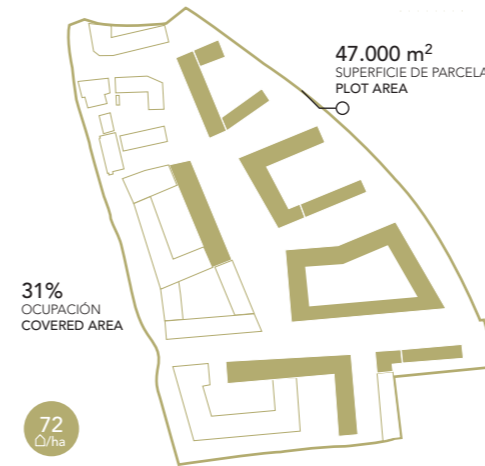
Milan. Italy, 2006-2010138-143



56
△/ha

07 BIG

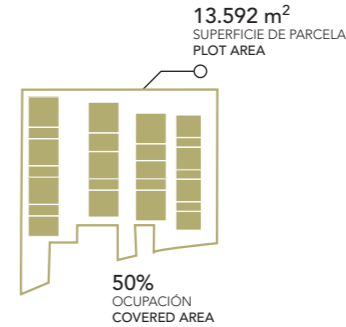
Holbaek. Denmark, 2006-2010116-127



72
△/ha

10 Witherford Watson Mann Architects

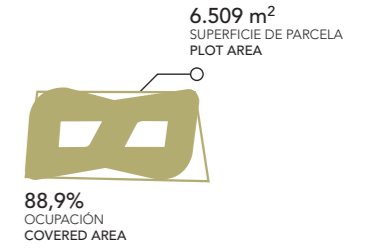
London. United Kingdom, 2005144-151



79
△/ha

13 Tatiana Bilbao/mx.a

Guadalajara. Mexico, 2006-2010174-183



81
△/ha

12 ECDM Architectes

Paris. France, 2007168-173